

DirecTV Remote+

What are the differences between DirecTV Remote+ FREE and PRO?

This information is current as of v3.8.0. As new versions come out, occasionally new pro-only features and options emerge. I will try to update this answer when things change.

Even if you don't find reason enough to purchase the pro version for features or options, purchasing the paid version of any app helps to show your appreciation for the developer's work. 😊 I challenge you to compare my DirecTV Remote apps to the competition. You will find that no other DirecTV remote app for Android compares in terms of features, options and support! Many options listed below (even though they may only available in the pro version) are not available at all in *any* competing app, and on the rare occasion that one is, their implementation is generally not nearly as robust as it is in my app.







Features are not listed in any particular order, but features found in both Free **and** Pro are listed first. As noted by the 😊 icon, some features found in the **Free** version are limited compared to the **Pro** version. In this case, please see the corresponding footnote beneath the table for more information.

Key:
























- 😎 = Fully Supported
- 😊 = Supported but limited (see footnotes beneath table for limitations)
- N/A = Not found in free version

Feature or option				
Many features and options not available in any other competing app!			😎	😎
A	😎	😎		
	😎	😎		
Automatic scanning / discovery of your networked receivers.			😎	😎













DirectTV Remote+

	 1	
of		
all		
at		
in		
the		
	 2	
to		
fits		
fits		
all		
	 2	
: a		
!		

DirecTV Remote+

<p>Icon in ongoing notification area allows quick access to the remote as well as displays information about the currently tuned channel. <i>My app also allows you to disable this option if you would like to conserve battery!</i></p>			
<p>Supports all remote control commands found on the real DirecTV remote control including slow motion!</p>			
<p>Non-networked DirecTV receivers can be controlled in the main remote app with select Samsung, HTC and LG devices <i>providing that it has a built-in IR emitter.</i></p>			
<p>Network-controlled Genie CLIENTS do not support 'Power' commands (DirecTV's decision) but the app can be configured to use IR only for sending power commands on clients. Requires an IR-enabled Samsung or HTC phone/tablet.</p>			
<p>Fully adjustable haptic feedback level (from off to strong).</p>			
<p>Easily reboot a receiver from within the app. [Network control only]</p>			
			
			
<p>Allows you to create a Favorite Channels list for quick access to the channels you use most. The favorites channels also appear in the mini-guide.</p>			
<p>Create shortcuts to any remote command, favorite, macro and even the mini-guide directly on your device's home screen, as you want! This feature is provided by the free Shortcut Add-on. This add-on can also be used in conjunction with other app Tasker in order to automate tasks.</p>			
			
<p>Control volume, mute & power on your TV/AVR from the main remote pro app with the Volume Plugin! If you have a Samsung, HTC, LG or Sony device with IR you can use IR to control your TV or AVR. Otherwise you will be limited to using network control which is more rare and often a bit more difficult to set up.</p> <p>VERY LIMITED BRAND COMPATIBILITY WHEN USING NETWORK CONTROL! You can try the plugin for free before you buy anything!</p> <p>**Note that FREE users can test the Volume plugin directly, they just can't control volume at all from the main app. **</p>		N/A **	
<p>Continue to use the remote even if the phone or tablet locks itself while the app is running! It will also automatically dismiss the lock screen if it is not protected in any way (PIN, etc).</p>		N/A	
	N/A		
	N/A		

DirecTV Remote+

	N/A	
	N/A	
	N/A	
	N/A	
	N/A	
	N/A	
	N/A	
	N/A	
	N/A	
	N/A	
	N/A	
	N/A	
	N/A	

DirecTV Remote+

	A	
	N/A	😎
	N/A	😎
1		
.		
<i>all</i>		
<i>of</i>		
<i>all</i>		
<i>of</i>		
<i>all</i>		
<i>at</i>		
<i>the</i>		
.		
2		

DirecTV Remote+

in the		
3		
4		

DirecTV Remote+

DirecTV Remote+

DirecTV Remote+

DirecTV Remote+

Unique solution ID: #1062

Author: Administrator

Last update: 2014-10-15 21:34